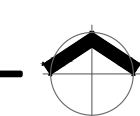


REFERENCE AERIAL SITE PLAN

1" = 80.00'



KEYNOTES


1. EXISTING CONCRETE SPORT COURT.
2. EXISTING STRUCTURE.
3. EXISTING ASPHALT PAVING.
4. EXISTING PARKING.
5. EXISTING CONCRETE WALK.
6. EXISTING SPORTS FIELD LIGHT POLE - FIELD VERIFY LOCATION.
7. EXISTING CHAIN-LINK FENCE.
8. EXISTING CONCRETE DRIVE APRON.
9. EXISTING FIRE-HYDRANT - FIELD VERIFY LOCATION.
10. NEW ASPHALT AND STRIPING BUS / FIRE LANE.
11. NEW ASPHALT TO EXISTING ASPHALT, FLOAT AS REQUIRED.
12. NEW ASPHALT ROLLED EDGE
13. NEW DRAINAGE RETENTION AREA. SEPARATE BRG.
14. REPLACE EXISTING ASPHALT TO ASPHALT BUS DESIGN STANDARD.

GENERAL NOTES

- A. NO INTERIOR WORK.
- B. FIELD VERIFY ALL DIMENSIONS.
- C. PROPERTY LINE IS APPROXIMATELY LOCATED.
- D. ASPHALT THICKNESS TO COMPLY WITH ASPHALT BUS DESIGN STANDARD



Architect
 ARCHITECTURE - FACILITIES - C.M.
 5229 N. 7th AVE. #101
 PHOENIX, ARIZONA 85013
 602.347.5226



EXPIRES: 3-21-22

ADJACENT WAYS
FLORENCE UNIFIED SCHOOL DISTRICT
FLORENCE HIGH SCHOOL
 1000 S. MAIN ST., PO BOX 2850
 FLORENCE, AZ 85132

PROJECT NO.: 20-102
 DRAWN BY: D. LIND
 CHECKED BY: L. LIND
 DATE: 1-10-19

NO.	DATE	COMMENT	REVISIONS


COPYRIGHT
 © 2020 - All designs, details, graphic and written material illustrated herein constitutes the original unpublished work of the Architect and may not be copied, published, reproduced electronically or by any other means, used on other projects for construction or recording without the written consent of the Architect. All rights reserved.

DRAWING TITLE
 REFERENCE AERIAL
 SITE PLAN

DRAWING NUMBER
 SP1.1



Architect
 ARCHITECTURE - FACILITIES - C.M.
 5229 N. 7th AVE. #101
 PHOENIX, ARIZONA 85013
 602.347.5226



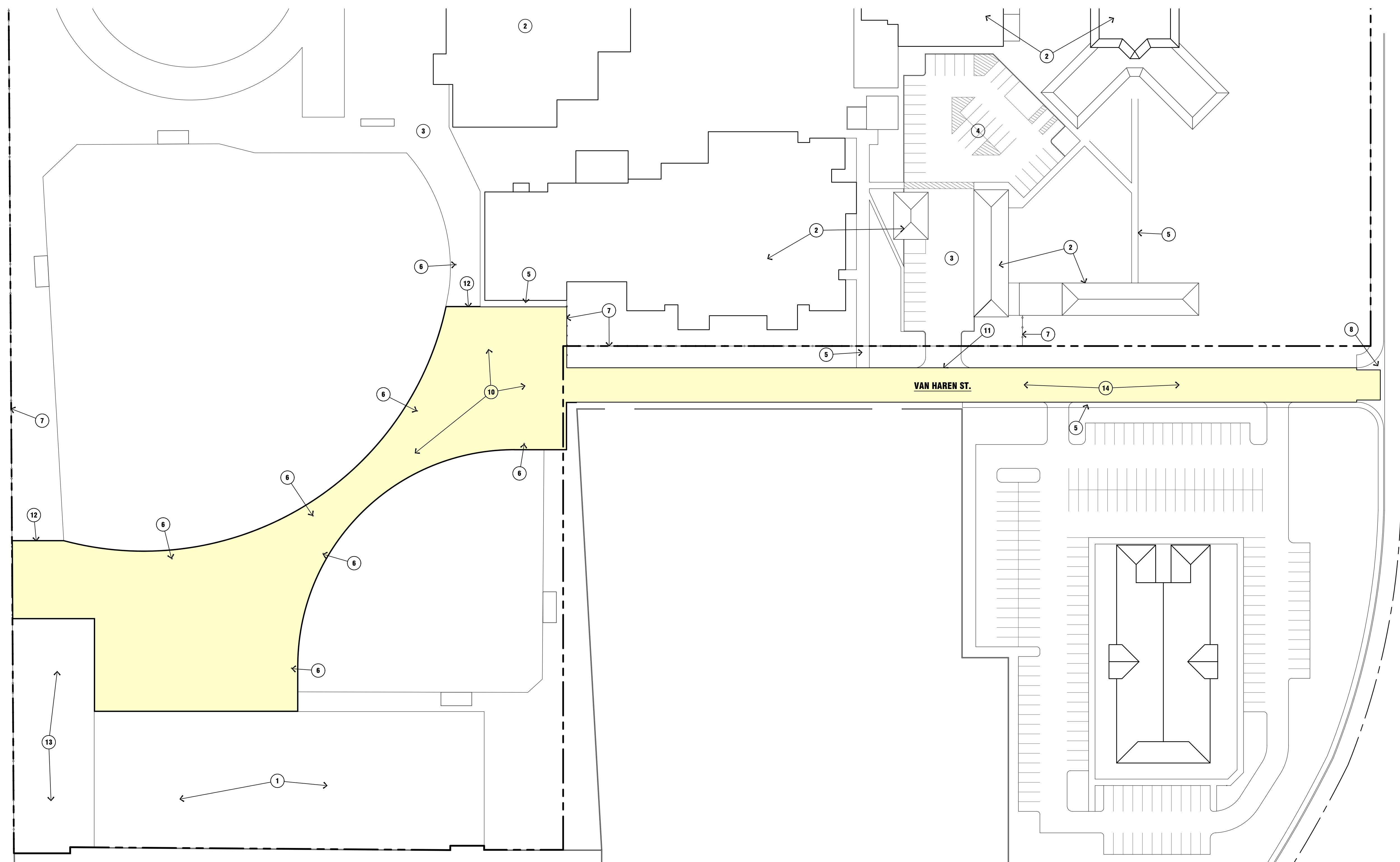
EXPIRES: 3-21-22

KEYNOTES

1. EXISTING CONCRETE SPORT COURT.
2. EXISTING STRUCTURE.
3. EXISTING ASPHALT PAVING.
4. EXISTING PARKING.
5. EXISTING CONCRETE WALK.
6. EXISTING SPORTS FIELD LIGHT POLE - FIELD VERIFY LOCATION.
7. EXISTING CHAIN-LINK FENCE.
8. EXISTING CONCRETE DRIVE APRON.
9. EXISTING FIRE-HYDRANT - FIELD VERIFY LOCATION.
10. NEW ASPHALT AND STRIPING BUS / FIRE LANE.
11. NEW ASPHALT TO EXISTING ASPHALT, FLOAT AS REQUIRED.
12. NEW ASPHALT ROLLED EDGE
13. NEW DRAINAGE RETENTION AREA. SEPARATE BRG.
14. REPLACE EXISTING ASPHALT TO ASPHALT BUS DESIGN STANDARD.

GENERAL NOTES

- A. NO INTERIOR WORK.
- B. FIELD VERIFY ALL DIMENSIONS.
- C. PROPERTY LINE IS APPROXIMATELY LOCATED.
- D. ASPHALT THICKNESS TO COMPLY WITH ASPHALT BUS DESIGN STANDARD



ADJACENT WAYS
FLORENCE UNIFIED SCHOOL DISTRICT
FLORENCE HIGH SCHOOL
 1000 S. MAIN ST., PO BOX 2850
 FLORENCE, AZ 85132

PROJECT NO.: 20-102
 DRAWN BY: D. LIND
 CHECKED BY: L. LIND
 DATE: 1-10-19

NO.	DATE	COMMENT	REVISIONS

COPYRIGHT
 © 2020 - All designs, details, graphic and written material illustrated herein constitutes the original unpublished work of the Architect and may not be copied, published, reproduced electronically or by any other means, used on other projects for construction or recording without the written consent of the Architect. All rights reserved.

DRAWING TITLE

ENLARGED SITE PLAN

DRAWING NUMBER

SP1.2

ENLARGED SITE PLAN

1" = 50.00'