



REFERENCE AERIAL SITE PLAN

1" = 80.00'

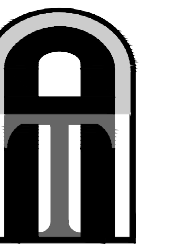


KEYNOTES


1. EXISTING CONCRETE SPORT COURT.
2. EXISTING STORAGE.
3. EXISTING STRUCTURE.
4. EXISTING ASPHALT PAVING.
5. EXISTING PARKING.
6. EXISTING CONCRETE WALK.
7. EXISTING SPORTS FIELD LIGHT POLE / CELL TOWER - FIELD VERIFY LOCATION.
8. EXISTING PLAYGROUND EQUIPMENT.
9. EXISTING CHAIN-LINK FENCE.
10. EXISTING CONCRETE DRIVE APRON.
11. EXISTING FIRE-HYDRANT - FIELD VERIFY LOCATION.
12. EXISTING SITE LIGHT FIXTURE.
13. NEW 20'-0" WIDE ASPHALT AND STRIPING BUS / FIRE LANE.
14. TAPER BUS / FIRE LANE.
15. NEW ASPHALT TO EXISTING ASPHALT, FLOAT AS REQUIRED.

GENERAL NOTES

- A. NO INTERIOR WORK.
- B. FIELD VERIFY ALL DIMENSIONS.



Architect
 ARCHITECTURE - FACILITIES - C.M.
 5229 N. 7TH AVE. #101
 PHOENIX, ARIZONA 85013
 602.347.5226



EXPIRES: 3-21-22

ADJACENT WAYS
FLORENCE UNIFIED SCHOOL DISTRICT
WALKER BUTTE K-8
 29697 N. DESERT WILLOW BLVD.
 SAN TAN VALLEY, AZ 85143

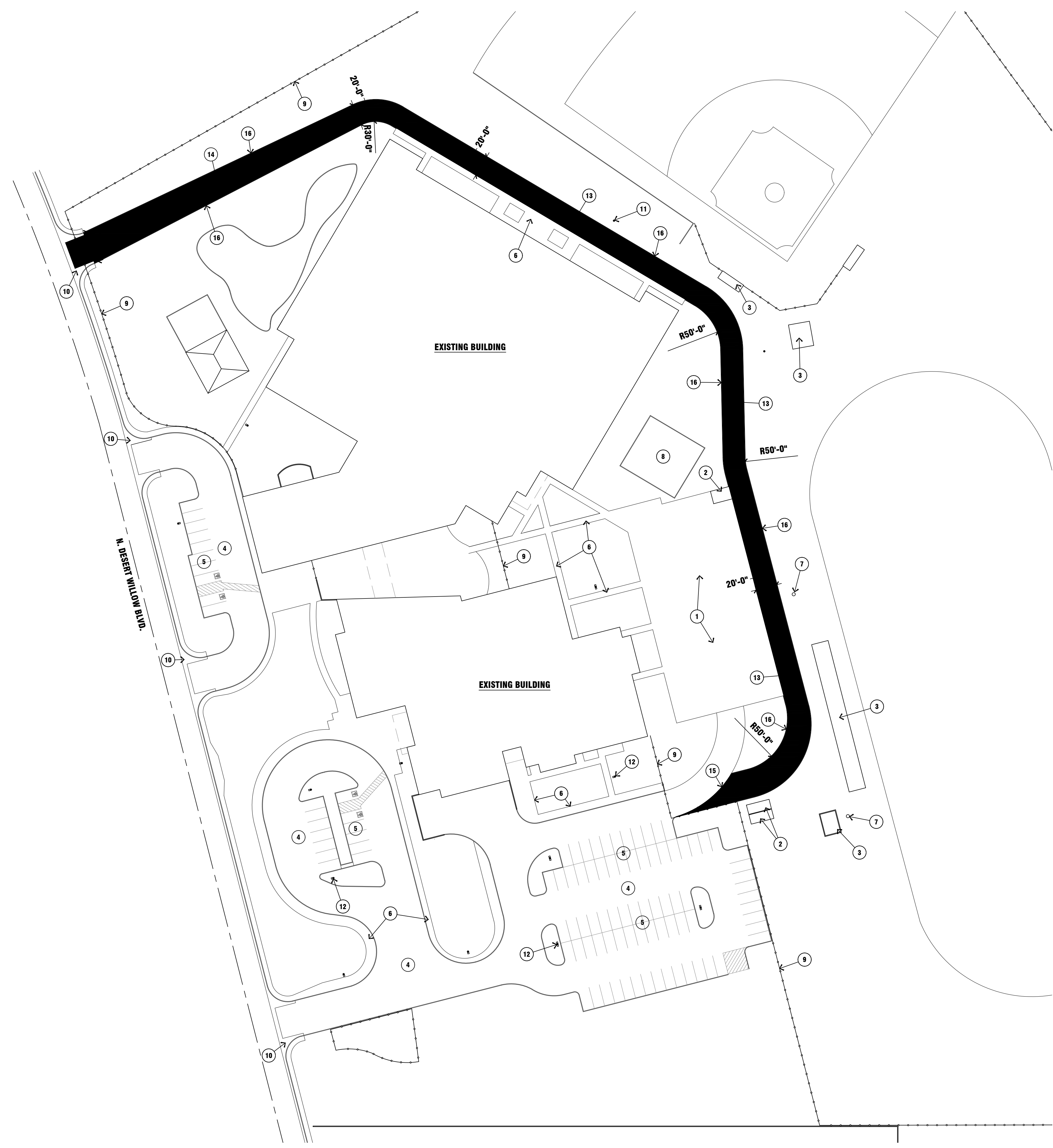
PROJECT NO.: 20-101
 DRAWN BY: D. LIND
 CHECKED BY: L. LIND
 DATE: 1-10-19

NO.	DATE	COMMENT	REVISIONS

COPYRIGHT
 © 2020 - All designs, details, graphic and written material illustrated herein constitutes the original unpublished work of the Architect and may not be copied, published, reproduced electronically or by any other means, used on other projects for construction or recording without the written consent of the Architect. All rights reserved.

REFERENCE AERIAL
SITE PLAN

SP1.1




KEYNOTES

1. EXISTING CONCRETE SPORT COURT.
2. EXISTING STORAGE.
3. EXISTING STRUCTURE.
4. EXISTING ASPHALT PAVING.
5. EXISTING PARKING.
6. EXISTING CONCRETE WALK.
7. EXISTING SPORTS FIELD LIGHT POLE / CELL TOWER - FIELD VERIFY LOCATION.
8. EXISTING PLAYGROUND EQUIPMENT.
9. EXISTING CHAIN-LINK FENCE.
10. EXISTING CONCRETE DRIVE APRON.
11. EXISTING FIRE-HYDRANT - FIELD VERIFY LOCATION.
12. EXISTING SITE LIGHT FIXTURE.
13. NEW 20'-0" WIDE ASPHALT AND STRIPING BUS / FIRE LANE.
14. TAPER BUS / FIRE LANE.
15. NEW ASPHALT TO EXISTING ASPHALT, FLOAT AS REQUIRED.

GENERAL NOTES

- A. NO INTERIOR WORK.
- B. FIELD VERIFY ALL DIMENSIONS.



ADJACENT WAYS
FLORENCE UNIFIED SCHOOL DISTRICT
WALKER BUTTE K-8
 29697 N. DESERT WILLOW BLVD.
 SAN TAN VALLEY, AZ 85143

PROJECT NO.: 20-101
DRAWN BY: D. LIND
CHECKED BY: L. LIND
DATE: 1-10-19

NO.	DATE	COMMENT	REVISIONS

COPYRIGHT
 © 2020 - All designs, details, graphic and written material illustrated herein constitutes the original unpublished work of the Architect and may not be copied, published, reproduced electronically or by any other means, used on other projects for construction or recording without the written consent of the Architect. All rights reserved.

DRAWING TITLE

ENLARGED SITE PLAN

DRAWING NUMBER

SP1.2

ENLARGED SITE PLAN
 1" = 50.00'

